

Scaled data based on original data using  
LM-79-08 Approved Method: Electrical and Photometric Measurements of Solid-  
State Lighting Products

Test Report Prepared for  
Cooper Lighting Solutions  
(formerly Eaton)

Brand: McGRAW-EDISON

Report Number: P386095

Luminaire Tested: **GWC-SA1D-722-U-T4FT**

Issue Date: 3/3/2020

**Test Information**

Test Method: LM-79-08  
Report Number: P386095  
TEST IS SCALED FROM IESNA LM-79-08 TEST DATA (G2-1903-205-16)  
Test Lab: INNOVATION CENTER  
Issue Date: 3/3/2020  
Manufacturer: COOPER LIGHTING SOLUTIONS (FORMERLY EATON)  
Product Line: MCGRAW-EDISON  
Catalog Number: GWC-SA1D-722-U-T4FT  
Description: GALLEON WALL LUMINAIRE  
(1) 70 CRI, 2200K, 1200mA LIGHTSQUARE WITH 16 LEDS AND TYPE IV FORWARD  
THROW OPTICS  
Light Source: -  
Ballast/Driver: ELECTRONIC DRIVER

**Summary**

Lumens per Lamp: N/A  
Luminaire Lumens: 6129 lumens  
Efficiency: N/A  
Efficacy: 92.9 lumens/watt  
Luminous Opening: Rectangular (W 0.5' x L: 0.5' x H: 0')  
IES Classification: Type IV - Short  
BUG Rating: B1 - U0 - G2

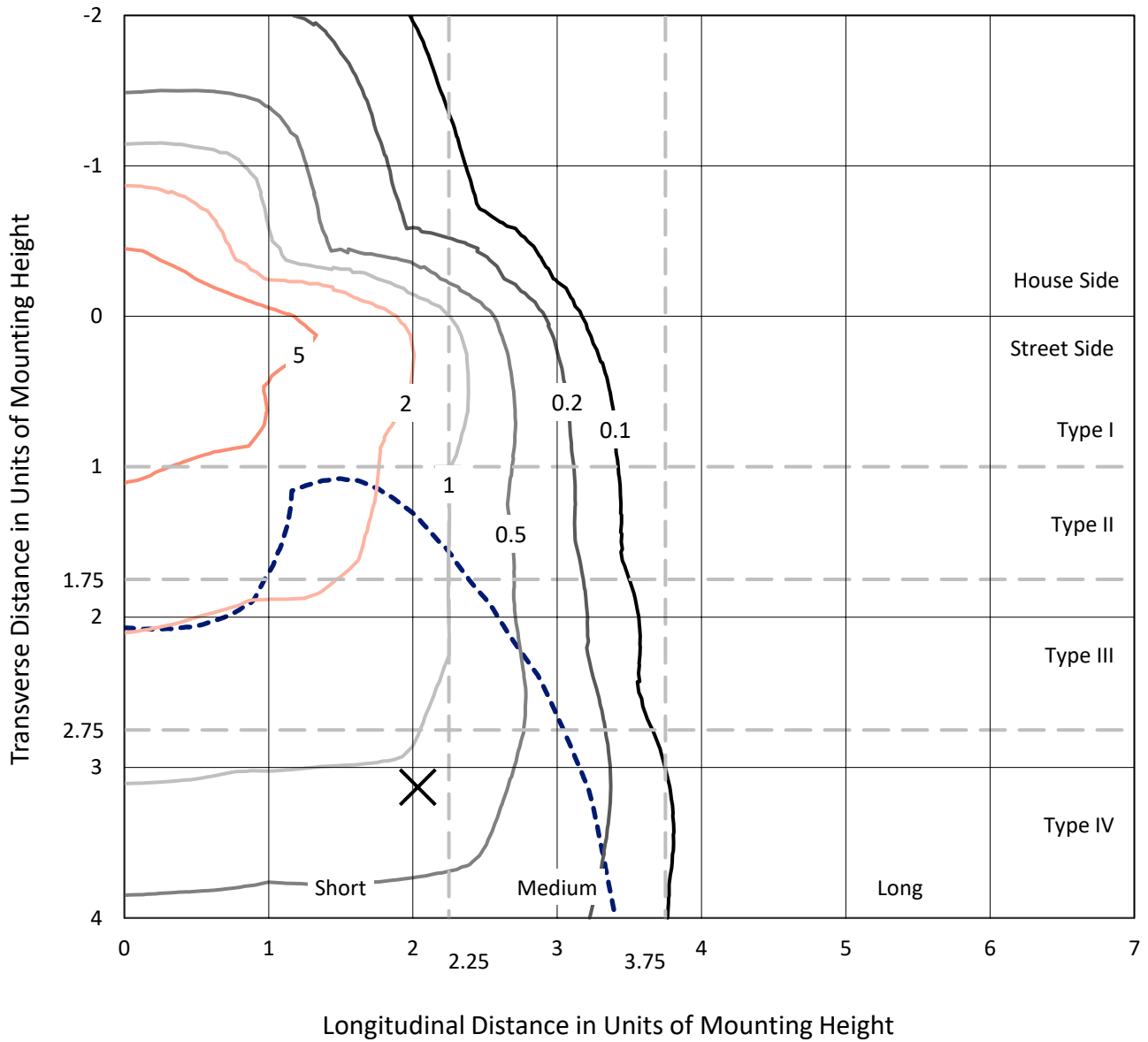
Input Watts (W): 66  
Input Voltage (V): NR  
Input Current (A<sub>in</sub>): NR  
Voltage Rise (V): NR  
Power Factor: NR  
Total Harmonic Distortion (THDi): NR  
Frequency (hertz): 60  
Stabilization Time: NR  
Operation Time: NR  
Ambient Temperature (°C): NR  
Test Distance: 24 FT



REPORT NUMBER: P386095  
 CATALOG NUMBER: GWC-SA1D-722-U-T4FT

### Iso-Footcandle Lines of Horizontal Illumination

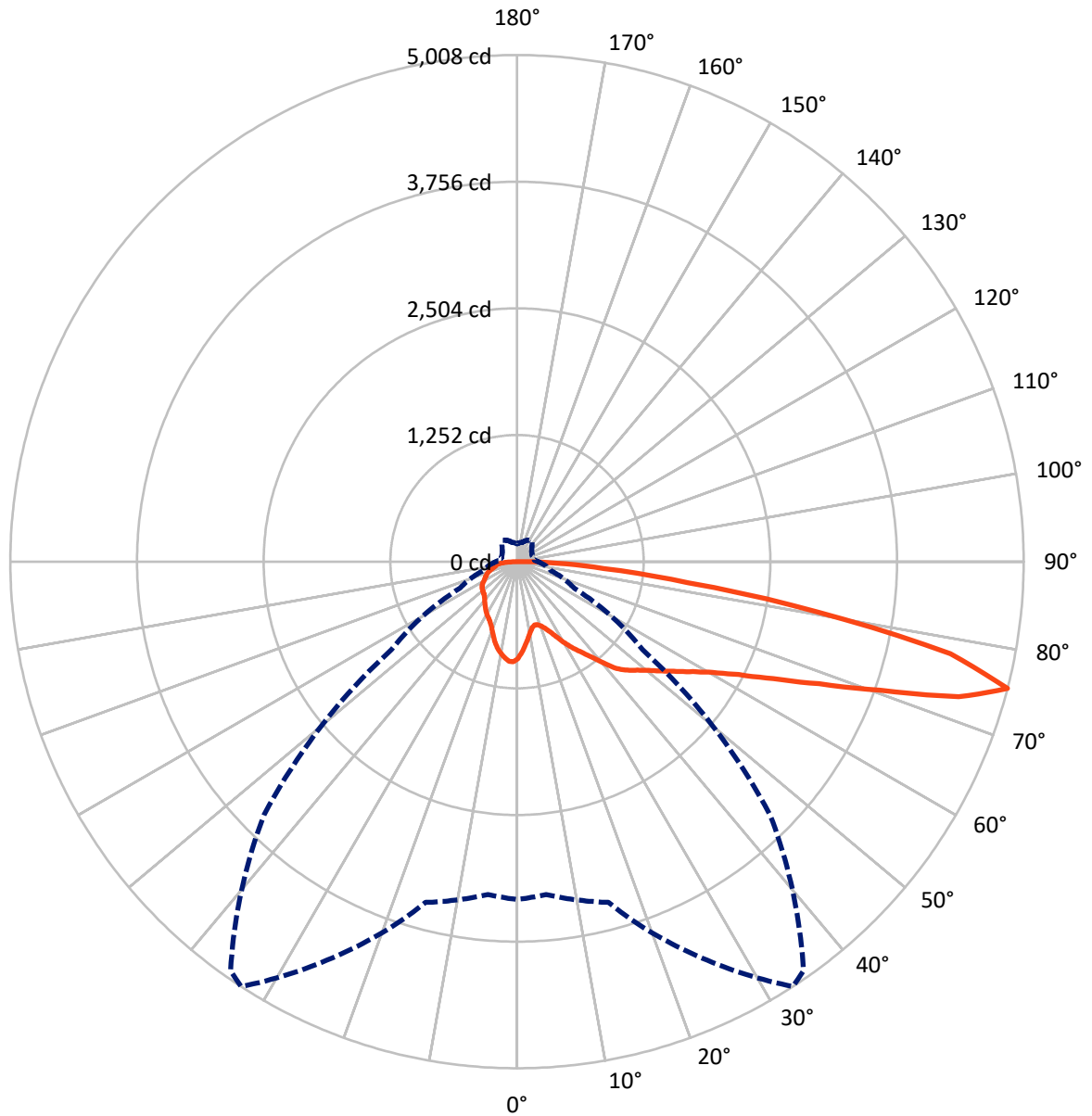
× Max cd  
 - - - 1/2 Max cd



Based on 10 foot mounting height. Maximum calculated value = 9.6 fc  
 Type IV - Short - N/A

REPORT NUMBER: P386095  
CATALOG NUMBER: GWC-SA1D-722-U-T4FT

### Luminous Intensity Polar Plot



— Vertical Plane Through 33-Deg Lateral    - - - Horizontal Cone Through 75-Deg Vertical



REPORT NUMBER: P386095  
 CATALOG NUMBER: GWC-SA1D-722-U-T4FT

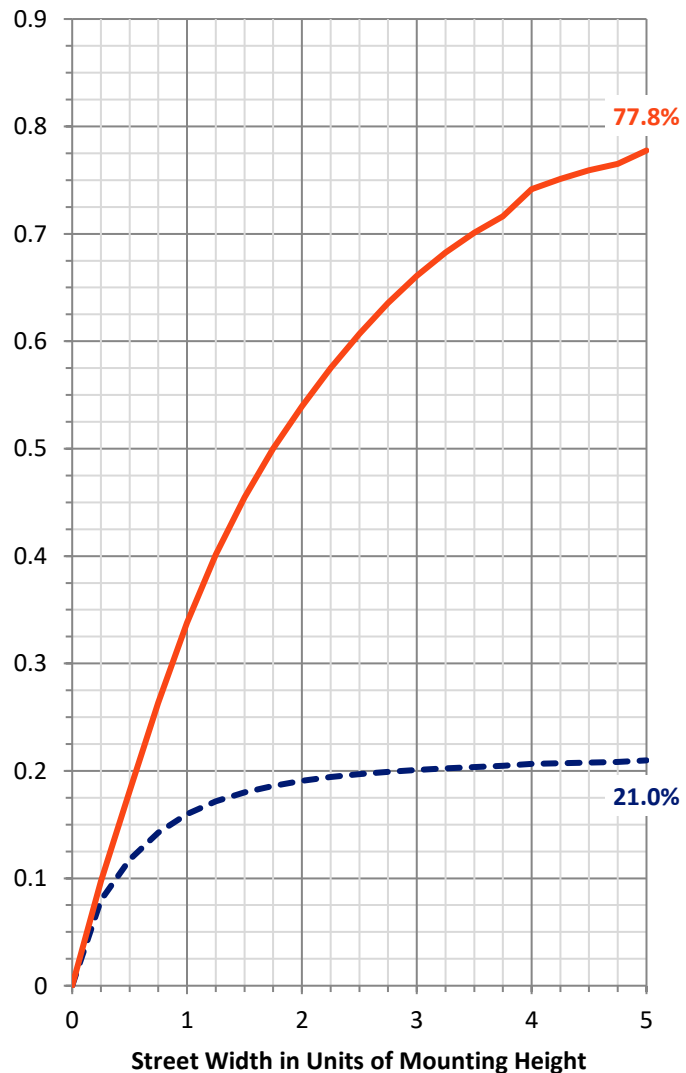
**FLUX DISTRIBUTION:**

		Downward	Upward	Total
<b>House Side</b>	Lumens	1316.1	0.0	1316.1
	% Fixture	21.5	0.0	21.5
<b>Street Side</b>	Lumens	4812.9	0.0	4812.9
	% Fixture	78.5	0.0	78.5
<b>Total</b>	Lumens	6129.0	0.0	6129.0
	% Fixture	100.0	0.0	100.0

**ZONAL LUMENS:**

Zone	Lumens	% Fixture
0°-10°	86.6	1.4
10°-20°	234.7	3.8
20°-30°	383.2	6.3
30°-40°	570.7	9.3
40°-50°	818.6	13.4
50°-60°	1123.7	18.3
60°-70°	1406.9	23.0
70°-80°	1272.7	20.8
80°-90°	231.8	3.8
90°-100°	0.0	0.0
100°-110°	0.0	0.0
110°-120°	0.0	0.0
120°-130°	0.0	0.0
130°-140°	0.0	0.0
140°-150°	0.0	0.0
150°-160°	0.0	0.0
160°-170°	0.0	0.0
170°-180°	0.0	0.0
0°-90°	6129.0	100.0
0°-180°	6129.0	100.0

**Coefficient of Utilization**



REPORT NUMBER: P386095

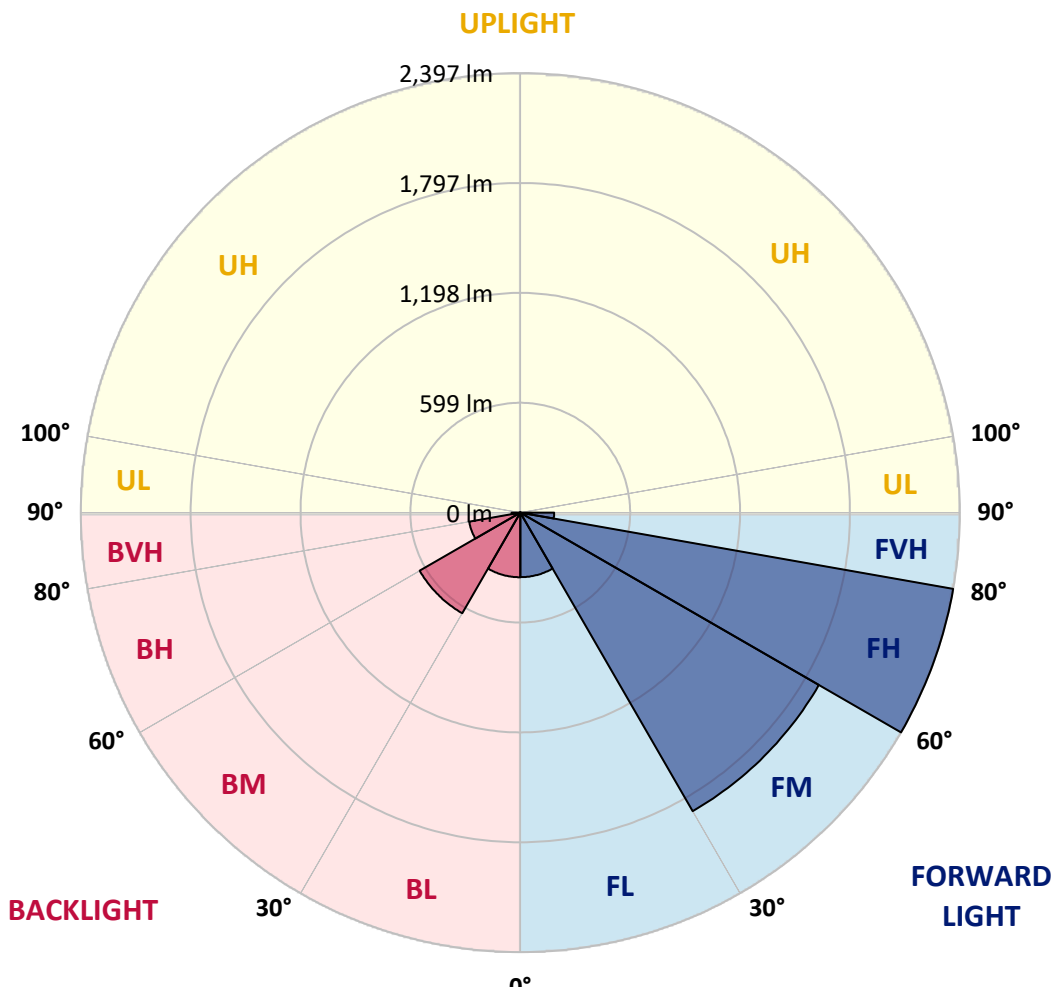
CATALOG NUMBER: GWC-SA1D-722-U-T4FT

**LUMINAIRE CLASSIFICATION SYSTEM LUMEN TABLE AND BUG RATING:**

Zone	Lumens	% Fixture	Zone Rating/Lumen Limit		
			B	U	G
FL (0°-30°)	352.0	5.7			
FM (30°-60°)	1879.6	30.7			
FH (60°-80°)	2396.7	39.1			G2/5000
FVH (80°-90°)	184.6	3.0			G2/225
BL (0°-30°)	352.5	5.8	B1/500		
BM (30°-60°)	633.4	10.3	B1/1000		
BH (60°-80°)	283.0	4.6	B1/500		G1/500
BVH (80°-90°)	47.2	0.8			G1/100
UL (90°-100°)	0.0	0.0		U0/0	
UH (100°-180°)	0.0	0.0		U0/0	

**BUG Rating: B1-U0-G2**

Type IV Short





REPORT NUMBER: P386095

CATALOG NUMBER: GWC-SA1D-722-U-T4FT

**CANDELA DISTRIBUTION (FULL):**

	0°	5°	15°	25°	33°	35°	45°	55°	65°	75°	85°
0°	958.0	958.0	958.0	958.0	958.0	958.0	958.0	958.0	958.0	958.0	958.0
2.5°	889.6	886.2	892.6	893.4	898.9	901.0	908.7	920.5	930.3	941.5	951.6
5°	809.0	806.6	815.5	821.9	833.9	839.0	857.0	882.2	904.6	930.1	953.1
7.5°	732.3	731.0	741.0	755.4	769.4	776.3	807.5	844.1	881.6	922.6	958.0
10°	667.7	667.3	676.8	691.0	711.6	719.4	759.6	807.9	860.4	916.9	966.3
12.5°	631.5	633.0	637.5	649.3	668.4	676.2	720.9	777.6	842.6	915.0	978.3
15°	640.4	642.8	635.1	634.7	648.3	654.4	696.3	756.0	829.9	918.2	995.9
17.5°	678.3	678.7	658.6	645.9	654.2	657.4	688.7	743.7	822.5	925.4	1017.9
20°	731.7	730.6	695.1	673.9	678.3	679.2	699.5	744.0	821.9	937.9	1046.5
22.5°	802.4	794.6	746.7	717.9	716.9	715.6	727.2	759.6	831.2	958.2	1080.6
25°	894.7	887.3	821.4	782.1	773.6	770.4	772.1	793.1	849.6	980.0	1118.7
27.5°	997.4	984.5	920.9	865.3	847.7	843.2	833.1	840.3	869.7	1001.0	1164.0
30°	1083.3	1076.3	1020.9	954.8	934.1	927.7	901.0	893.2	898.7	1029.6	1221.2
32.5°	1131.4	1126.7	1093.1	1039.7	1020.5	1011.6	973.9	958.2	945.3	1074.7	1298.6
35°	1189.6	1186.6	1166.3	1127.6	1099.0	1089.7	1060.5	1044.2	1010.9	1136.7	1398.8
37.5°	1263.7	1260.5	1261.0	1229.6	1195.5	1186.9	1167.6	1150.4	1096.0	1218.2	1507.6
40°	1347.5	1341.4	1339.1	1337.6	1316.0	1311.1	1301.0	1277.7	1202.7	1315.6	1614.9
42.5°	1473.7	1451.9	1405.3	1422.9	1444.3	1441.8	1450.0	1416.6	1321.3	1430.8	1719.7
45°	1595.5	1559.7	1479.2	1483.0	1529.8	1544.0	1605.8	1582.1	1449.8	1556.9	1828.1
47.5°	1650.9	1623.8	1555.4	1555.7	1602.0	1631.5	1766.9	1750.0	1584.9	1700.3	1960.5
50°	1713.0	1685.9	1624.5	1647.5	1688.0	1719.3	1922.6	1913.9	1713.4	1857.1	2119.0
52.5°	1780.7	1734.8	1695.8	1737.1	1793.8	1830.3	2078.4	2054.7	1831.3	2015.1	2301.3
55°	1781.6	1769.1	1798.7	1829.0	1913.9	1958.5	2241.6	2178.9	1927.4	2170.3	2449.7
57.5°	1883.0	1862.6	1925.5	1939.5	2050.4	2100.8	2404.0	2287.1	2025.2	2289.2	2529.7
60°	2017.2	1999.8	2051.3	2088.1	2219.4	2286.7	2577.4	2398.3	2102.1	2379.0	2525.9
62.5°	2249.0	2229.3	2228.7	2280.4	2457.1	2535.5	2771.9	2507.3	2132.6	2396.8	2418.2
65°	2588.4	2557.1	2498.0	2522.5	2785.5	2863.6	2989.4	2586.3	2092.4	2301.5	2140.6
67.5°	2918.7	2917.6	2845.0	2895.4	3219.1	3281.7	3237.1	2594.1	1966.8	1969.8	1648.2
70°	3247.9	3252.1	3239.8	3415.1	3804.9	3870.1	3500.9	2488.9	1684.6	1422.5	987.4
72.5°	3508.7	3507.6	3569.5	4021.5	4565.1	4550.5	3723.2	2170.0	1209.5	767.9	471.9
75°	3339.8	3302.9	3487.1	4321.7	5008.3	4936.9	3534.1	1513.7	627.7	349.5	254.1
77.5°	2178.3	2213.2	2483.6	3570.1	4380.7	4293.9	2592.8	706.3	295.8	229.3	184.2
80°	788.8	825.7	1162.9	2022.3	3018.2	3004.0	1276.8	290.3	200.1	173.2	134.2
82.5°	271.4	285.0	458.8	898.1	1704.1	1767.6	480.4	164.9	145.4	122.8	91.9
85°	106.5	121.9	209.8	432.1	859.6	865.9	194.6	98.7	101.2	80.5	50.4
87.5°	40.4	49.1	100.4	200.7	392.5	360.5	69.7	47.0	57.6	47.8	23.9
90°	0.0	0.0	0.0	0.0	0.0	0.0	0.0	0.0	0.0	0.0	0.0



REPORT NUMBER: P386095  
 CATALOG NUMBER: GWC-SA1D-722-U-T4FT

**CANDELA DISTRIBUTION (continued):**

	90°	95°	105°	115°	125°	135°	145°	155°	165°	175°	180°
0°	958.0	958.0	958.0	958.0	958.0	958.0	958.0	958.0	958.0	958.0	958.0
2.5°	959.5	963.9	973.2	979.6	986.4	988.3	989.1	990.8	992.5	991.9	992.1
5°	965.4	974.1	989.1	995.5	998.4	995.0	988.5	983.2	979.4	977.3	976.6
7.5°	975.1	987.4	1003.5	1002.5	995.7	980.7	963.7	951.0	940.4	936.6	934.5
10°	988.1	1002.5	1013.7	1001.6	981.9	955.9	930.5	910.8	894.9	888.8	887.7
12.5°	1004.6	1019.2	1021.3	995.7	963.1	927.5	893.0	867.0	843.2	835.6	833.9
15°	1026.0	1039.7	1026.6	985.3	939.8	891.9	847.3	811.9	786.9	777.6	774.2
17.5°	1048.4	1061.5	1027.7	968.2	909.3	849.8	793.7	757.5	728.9	718.1	716.9
20°	1075.3	1081.2	1023.2	943.6	867.4	795.2	736.1	702.0	686.8	679.2	678.3
22.5°	1108.5	1102.2	1013.0	910.4	814.2	732.1	684.0	668.2	664.4	662.7	663.3
25°	1143.7	1124.2	998.0	867.0	747.1	669.0	645.9	650.4	655.5	654.8	654.8
27.5°	1182.4	1146.6	974.9	809.4	672.8	617.4	620.1	636.4	644.0	643.8	643.6
30°	1232.2	1172.0	945.5	740.1	603.4	580.9	597.7	617.6	627.9	627.5	627.7
32.5°	1293.3	1200.0	905.5	662.9	553.2	554.1	573.3	593.0	605.1	604.0	604.2
35°	1364.9	1231.3	851.3	586.7	520.0	532.7	547.9	561.7	573.1	571.6	570.1
37.5°	1442.8	1262.0	779.3	518.5	492.9	512.8	525.5	527.8	533.1	529.3	526.5
40°	1516.9	1285.5	686.6	462.6	465.6	495.8	504.1	494.8	485.2	484.0	480.2
42.5°	1581.5	1293.3	592.8	417.9	436.8	478.0	483.1	463.6	446.5	438.5	435.1
45°	1649.7	1296.1	505.4	380.4	409.0	462.2	467.7	441.6	417.5	400.1	394.4
47.5°	1738.8	1316.0	437.4	352.7	387.9	451.6	459.4	424.1	392.7	368.0	362.7
50°	1855.4	1355.4	382.1	331.5	374.1	444.6	453.5	406.9	372.4	342.6	337.3
52.5°	1985.0	1391.6	337.5	314.4	360.8	432.3	445.9	394.6	353.3	319.1	313.3
55°	2075.6	1363.8	301.5	296.6	343.4	414.7	435.3	384.3	326.0	296.2	291.1
57.5°	2093.0	1269.0	274.2	278.2	322.4	392.7	419.0	361.2	311.2	286.2	280.9
60°	2045.6	1136.9	253.8	261.3	300.0	365.0	388.5	344.9	297.0	275.6	271.2
62.5°	1926.4	1001.6	238.8	246.0	279.0	336.8	369.4	327.7	282.6	263.6	259.1
65°	1685.7	840.9	224.4	232.5	259.6	312.5	352.3	311.9	268.5	253.8	249.6
67.5°	1272.4	629.8	210.9	218.1	242.2	291.3	333.7	296.2	254.7	245.4	240.3
70°	749.2	394.4	195.4	203.0	224.0	269.3	313.8	279.0	237.5	233.3	226.7
72.5°	348.7	237.3	177.8	185.2	201.1	239.9	288.1	256.6	217.2	207.9	199.0
75°	208.1	173.6	157.1	163.7	174.9	208.5	256.0	233.7	198.0	185.7	176.4
77.5°	155.6	132.7	134.2	141.2	150.3	182.5	226.7	215.7	183.1	173.6	167.3
80°	112.0	100.8	109.5	117.1	126.6	166.0	217.2	199.4	165.6	152.9	146.9
82.5°	74.7	72.4	82.4	90.2	99.5	145.2	204.1	174.7	141.4	125.3	112.2
85°	41.3	43.6	55.5	58.9	66.9	102.3	167.3	140.4	106.5	85.7	81.9
87.5°	17.1	20.1	29.9	28.8	35.6	61.0	110.1	84.7	67.7	50.6	39.4
90°	0.0	0.0	0.0	0.0	0.0	0.0	0.0	0.0	0.0	0.0	0.0



Signify Classified - Internal  
Cooper Lighting Solutions Photometric Lab  
1121 Highway 74 South  
Peachtree City, GA 30269

Scaled Data Report



Report Generated By 670245982

Signify Classified - Internal  
Cooper Lighting Solutions Photometric Lab  
1121 Highway 74 South  
Peachtree City, GA 30269

Scaled Data Report



Signify Classified - Internal  
Cooper Lighting Solutions Photometric Lab  
1121 Highway 74 South  
Peachtree City, GA 30269

Scaled Data Report



Signify Classified - Internal  
Cooper Lighting Solutions Photometric Lab  
1121 Highway 74 South  
Peachtree City, GA 30269

Scaled Data Report



Signify Classified - Internal  
Cooper Lighting Solutions Photometric Lab  
1121 Highway 74 South  
Peachtree City, GA 30269

Scaled Data Report



--- HS — SS

Signify Classified - Internal  
Cooper Lighting Solutions Photometric Lab  
1121 Highway 74 South  
Peachtree City, GA 30269

Scaled Data Report



u

Signify Classified - Internal  
Cooper Lighting Solutions Photometric Lab  
1121 Highway 74 South  
Peachtree City, GA 30269

Scaled Data Report



Signify Classified - Internal  
Cooper Lighting Solutions Photometric Lab  
1121 Highway 74 South  
Peachtree City, GA 30269

Scaled Data Report



(END OF REPORT)